


DynaPulse® 200M Educational Version

Computer-based blood pressure and cardiovascular monitoring provides clinically accurate solutions.

Educators, students and clinicians can utilize the DynaPulse 200M Educational System to increase awareness and understanding of the cardiovascular system. DynaPulse provides you with an interdisciplinary program that combines physiology, cardiology, computer science, mathematics, and fluid dynamics in an interactive approach that transforms the learning experience.

Utilizing the power of the PC and DynaPulse's unique technology, the DP 200M Educational Version measures, analyzes and stores clinically accurate blood pressure and heart rate measurements for an unlimited number of users. Track blood pressure data through a wide variety of outcome reports that can be easily interpreted and shared. These reports include the Trend Graph, Trend Analysis and Measurement Screen.

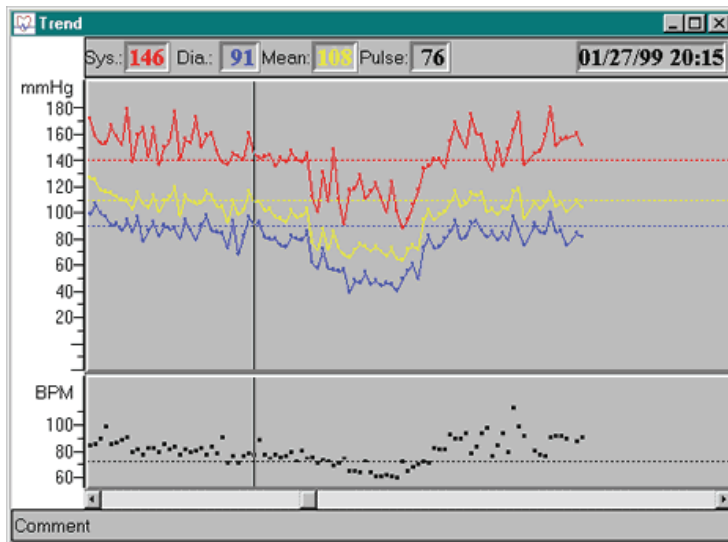
Increase your healthcare capabilities with the ultimate learning tool. The DP 200M Educational version is a clinical grade instrument offered at an affordable price point. One of the most reliable and accurate blood pressure monitors on the market, DynaPulse monitors are registered medical device under FDA 510(k) and exceed AAMI standards.



Measurements taken:

- Systolic Blood Pressure
- Diastolic Blood Pressure
- Mean Arterial Pressure
- Heart Rate

Key Reports Generated



Report 1: Trend Graph

The Trend Graph is the first screen that appears when you click on a patient's name. This shows the blood pressure readings for that patient over time.

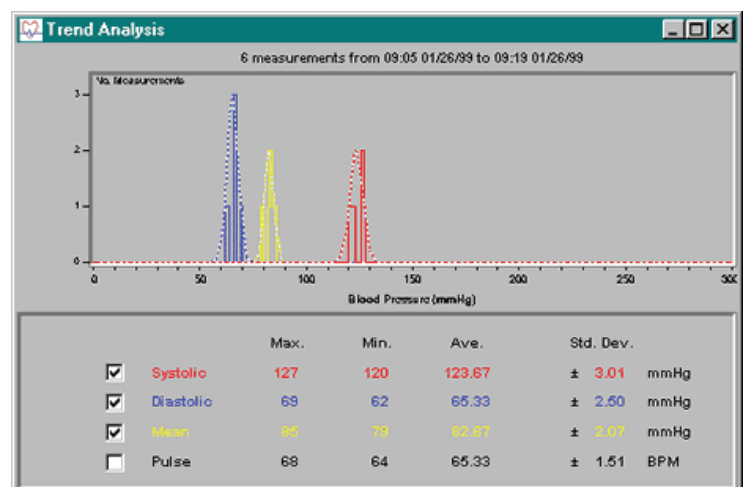
Visually you and your patient can easily see how their blood pressure is doing over time. Time is shown on the horizontal axis and measurements are on the vertical axis.

Reports 2: Trend Analysis

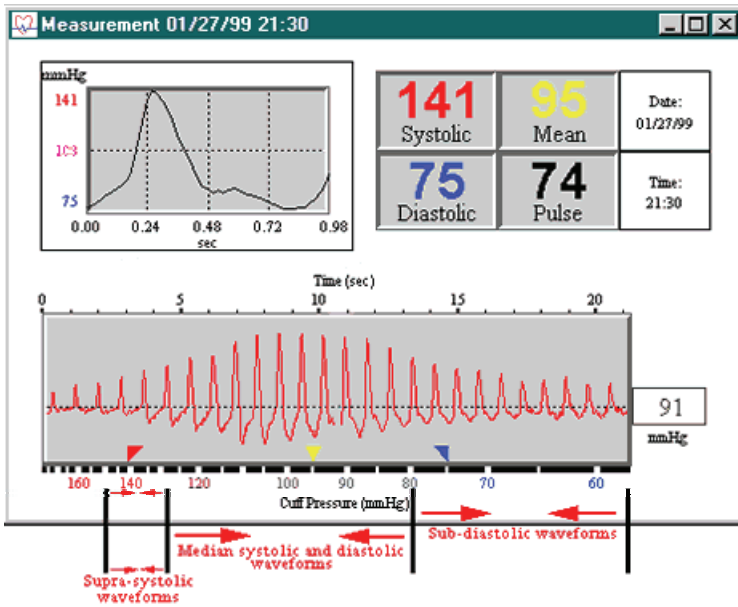
The most important screen is the Trend Analysis. This provides a statistical report based on the Trend Graph. Use the Trend Analysis to document numerically results of your interventions, for example:

- How effective is the current medication compared to the older medication?
- What is the change in blood pressure?

The Trend Analysis includes averages and standard deviations for each measurement parameter. You can segment the data from the Trend Graph to produce reports with different parameters for a more detailed analysis.



Key Reports Generated (cont.)



Report 3: Measurements

The Measurement screen is a display of the results of a single blood pressure reading. To the upper right side you will find the measurement results.

Along the lower portion is the Pulse Waveform, which is what you use to detect arrhythmias and for validation purposes. Once you save the data it will automatically update the trend information for a historical perspective.

DynaPulse® 200M Educational Version Specifications

Measurement Method	Oscillometric
Measurement Range	Blood pressure 20-280 mmHg; Pulse rate 30-150 BPM
Accuracy	±5 mmHg vs. auscultatory method exceeding ANSI/AMMI standards
Inflation Method	Manual with a hand-held bulb
Deflation Method	Adjustable needle valve
Interface	Serial communication port
Power Consumption	60 mW during operation
Operating Temperature	0 - 45°C (32 - 113°F)
Power Supply	Four (4) 1.5V AAA batteries (not included)
Battery Life	Approx. 100 measurements
Dimensions	W - 6.125" (155mm) D - 3.975" (100mm) H - 1.575" (40mm)
Weight	284 g (10 oz) without batteries

On-demand hemodynamic analysis provides comprehensive reports on the spot. The power of Dynapulse increases when you take advantage of the proprietary DynaPulse Analysis Center (DAC). With the unique and patented Pulse Dynamics methodology, DynaPulse offers students, educators and clinicians a cost-effective, on-demand profile of users' hemodynamic status without the costs and risks associated with invasive methods. Perform clinical evaluations on the spot through an online submission of blood pressure measurement data via a PC to the DynaPulse Analysis Center.

In real time, our automated analysis system extracts up to 18 hemodynamic parameters from each waveform. Students and educators can retrieve users' hemodynamic profiles online for immediate and on-going review. Online hemodynamic profiling in the classroom enhances the clinical learning experience. Please contact us for more information about the DynaPulse Analysis Center service.

Key Advantages

The DynaPulse 200M Educational System is an effective tool in several areas of biophysical studies:

- Education & Research
- CVD/CHF Management
- Hypertension
- BP Drug Titration
- Weight Control
- Various Cardiovascular diagnoses
- Diabetes

System Components

- DynaPulse 200M Educational Version Monitor
- DynaPulse 200M Educational Version Software
- DynaPulse 200M Educational Version User's Guide
- Communication Cable
- One (1) arm cuff (standard size); hand pump with air hoses and connector
- One year manufacturer's limited warranty
- Two (2) comprehensive curriculums (available online)

DynaPulse 200M Home

For consumer patients, we offer the DP200M Home Version, an easy-to-use blood pressure monitor designed for home measurements featuring the clinical accuracy available in all DynaPulse products. From the comfort of home, patients can measure, store and track their blood pressure data and share them digitally via their home PC. Please contact us for product and sales information.

